



I CAN PRAY

You Need:
Scissors
Crayons
Fasteners



How To:



1. Color both images
2. Cut out both pieces and the dotted line on the first image
3. Use the fasteners  and line up the circles on top of each other (I Can Pray... is the top piece) push the fastener through both papers and split the pin to either side.



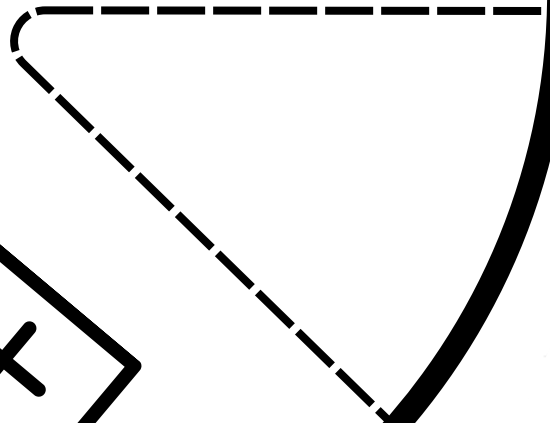

Thegr8kidmission.com



Thegr8kidmission.com



I CAN PRAY....





Thegr8kidmission.com

